



MINISTRY OF
EDUCATION



NATIONAL CENTRE
FOR CURRICULA
AND EDUCATIONAL
RESEARCH (NCCER)



SMILE

SERIES

SUDAN
MODERN
INTEGRATED
LEARNING OF
ENGLISH

2

TWO

ACTIVITY BOOK

GRADE 4

BASIC LEVEL





The Republic of the Sudan
Federal Ministry of Education
The National Centre for Curricula and
Educational Research (NCCER)



Sudan Modern Integrated Learning of English

SMILE Series: Book 2

Activity Book Grade 4: Basic Level

**Lead Writer and Consultant:
Stephen Thompson**

Written by:

**Ahazeej Abdellateef Abdelkareem Ali
Emtithal Alwasila Abdallah Ahmed
Dr Helene Fatima Idris
Lona Louise Soiney
Mohammed Musaad Mohammed Elamin
Mohammed Omer Babikir Bashir
Salah Ahmed Mohammed Joda**

Developmental Editors:

**Jacquelyn D. Kunz
Timothy McVicar**

Consultants and Special Advisors:

**David Vale – International Consultant
Prof Abdelrahim Hamid Mugaddam Hammad – National Consultant,
University of Khartoum
Dr Hamdan Ahmed Hamdan Abuanja – Special Advisor for Writing and
Training, Head of English Language Department, NCCER
Dr Nada Sid Ahmed El Jack – Special Advisor for Editing, Director
General, SUNACEL/SELT**

Reviewed and Revised by:

**Dr Hamdan Ahmed Hamdan Abuanja – Head of English Department,
NCCER**

Dr Yousif Khalid Mohammed Musaad – NCCER

El-Fateh Mohammed Abdul Essalam – NCCER

Illustrations and Design by:

Amani Zain Elabden Mahgoub

Ibrahim Mohamed Ahmed Mohamed

Nader Ibrahim Genie

Moktar Said Ahmed Elnour

Ali Mahamed Ali Abdelrahman

Writing examples by:

Hatim Homeida Abdel-Razig Abdalla

General Administration and Technical Supervision:

**Her Excellency, Ustaza Suad Abdel-Razig – Minister of General
Education**

Dr Muawia Elsir Ali Mohammed Gashi – Director General, NCCER

**Prof Attayeb Ahmed Mustafa Hayati – Director General (former),
NCCER**

Dr Abbas Sha'a Eddin – Deputy Director General, NCCER

**Ali Mohammed El Jack – Deputy Director General (former) and
Head of Curricula Administration (former), NCCER**

Dr Abdalrauf Khidir – Head of Curricula Administration, NCCER

**Dr Hamdan Ahmed Hamdan Abuanja – Head of English Department,
NCCER**

Hashim Hamza – Project Implementation Unit Manager, World Bank

Robin Davies – Country Director, British Council

Charles Nuttall OBE –Country Director (former), British Council

Liana Hyde – ELCR Project Director, Horn of Africa, British Council

**Dr Yasir Hassan Hussein – Head of English for Education Systems,
British Council**

Reimaz Hashim Salih – ELCR Project Manager, British Council

**Dr Wail El Kheir Shuaib – ELCR Project Manager (former), British
Council**

**Eman Muawia Babiker Abdalla – ELCR Project Coordinator, British
Council**

Timothy McVicar – ELCR Manuscript Coordinator

Introduction

More than 20 years have passed since the publication of SPINE, the current English curriculum taught at basic and secondary stages in Sudan. Since the publication of SPINE, a lot has changed in terms of methodologies, learning trends and educational guidelines.

This new English language curriculum, SMILE (Sudan Modern Integrated Learning of English), is specially tailored to Sudanese pupils in general education and it is intended to replace the SPINE Curriculum. It is a response to the decision made at the 2012 Educational Policy Conference to introduce Sudanese pupils to the English language earlier to improve the English language standard in Sudan.

The Federal Ministry of Education and the NCCER-Bakhter-Ruda in partnership with the World Bank Basic Education Recovery Project (BERP) and in collaboration with the British Council in Khartoum, worked to produce the SMILE Curriculum.

The SMILE Curriculum is the result of collective work done by national and international material writers, consultants, special advisors and artists, all under the supervision and administration of the NCCER.

The introduction of English language learning in the basic level grades aims to prepare Sudanese pupils to participate productively in the 21st century. Pupils will become aware of the significance of English as an international means of knowledge and communication.

The SMILE series is comprised of the following components:

1. A Pupil's Book.
2. An Activity Book.
3. A Teacher's Book.
4. CD/ Mp3s.
5. Posters/ Flashcards.

The SMILE series is a pupil-centred, standards-based curriculum. It targets phonics and makes use of cross-curricular topics and enjoyable learning activities to motivate younger learners. Both print and cursive handwriting

are introduced from the very beginning of the course. The SMILE Curriculum intends to develop a positive attitude towards English as a foreign language and teaches the four language skills (listening, speaking, reading and writing) simultaneously.

The SMILE Curriculum adopts communicative approaches for teaching English as a foreign language at the basic level in Sudan. Communicative mechanisms such as Total Physical Response (TPR), storytelling, guessing games, roleplays, body language, problem solving drills, spelling practice, phonic drills and the incorporation of cross-curricular material ensure that pupils are exposed to many ways to practise English communicatively.

The SMILE Curriculum's evaluation and assessment methods utilise both formative and summative approaches. At all levels, assessment emphasises the achievement of both standards and their indicators for each grade, aiming to attain and guarantee a high quality assurance curriculum and to confirm a High Stake Standards Benchmark (HSSB) syllabus. Moreover, at all levels, a cross-curricular dimension that also includes life skills, morals, traditions and values has been incorporated thoroughly into the content of the syllabus; adding relevance and cohesion with the rest of the basic level curricula subjects.

By the end of the basic level at grade 9 pupils should:

1. have developed a positive attitude towards the English language.
2. have participated in enjoyable pupil-centred learning, which employs the use of interactive drills, simple stories, rhymes, chants, language games, phonic activities, arts, project work and integrated language skills development.
3. have built their confidence and self-esteem through active use of the language.
4. have acquired a strong foundation for the four linguistic skills: listening, speaking, reading and writing.
5. be able to understand, reply to and participate in dialogues, roleplays and interviews using a variety of lexical sets and formulaic expressions.
6. be able to read and write a variety of different text types for a variety of purposes suitable to their age group.
7. have developed various life skills, including critical thinking, problem solving and decision making.

8. have received positive input about their own Sudanese culture and that of English speaking countries.
9. have raised their awareness about the diversity of cultures within Sudan.
10. have developed cross-curricular skills.
11. be able to read and understand national and international supplementary readers in later grades.
12. have received inclusive teaching and encouragement regardless of linguistic aptitude and performance through the use of special educational teaching strategies.
13. have been exposed to examples of modern technology.
14. have achieved level B1 of the Common European Framework (CEF).

SMILE textbooks consist of twelve units which follow a consistent format: every unit has eight lessons. Lesson 8 is always a revision for the previous lessons of the unit. Most units include two recordings; these are of dialogues, chants and/or stories. Most units also include a story. Unit 12 revises learning from previous units, while for Books 2 – 7, Unit 1 consolidates learning from the previous year's book.

We hope that the SMILE Curriculum will be accessible to pupils, teachers, supervisors and parents.

With best regards,

Dr Hamdan Ahmed Hamdan Abuanja
Head of the English Language Department – NCCER
Bakhter-Ruda, November 2016

Acknowledgements

The Director General of the National Centre for Curricula and Educational Research (NCCER) would like to extend his sincere compliments and thanks to the following people and institutions for their hard efforts and invaluable contributions to the development of the SMILE Series particularly Book 2 for Grade 4 - Basic Education.

British Council, Khartoum, Global Partnership for Education (GPE), Sudan National Centre for Languages (SUNACEL/SELTI), English Language Institute – University of Khartoum, Department of Linguistics – University of Khartoum, Institute of Languages – Ahfad University, Khogali & Shoush – Media Production Company, Capital Radio, Khartoum International Community School (KICS), Council of British International Schools (COBIS), Sudan Volunteer Programme (SVP), Dr Amna Mohammed Bedri (Ahfad University), Dr Hala Salih Mohammed Nur (University of Khartoum), Dr Christine Thorne (ELT Consultant), Ali Idris Saeed El Haj (British Council), Yousif Karrar Eltahir (Basic Education Recovery Project (BERP), World Bank), Dr Thomas Ian Young (Music Consultant), Malik Ahmed Abdel-Khaliq (ELCRP Material Writer), Abdelsadig Awad Abdelsadig (ELCRP Material Writer), Hassan Taj Al-Sir Al-Hassan (ELCRP Material Writer), Attayib Tajaddin Attayib Mahmoud (ELCRP Material Writer), Jacklyn Nguyen (Music Teacher, KICS), Mohammed Farrah, AlRazi El Basheer, Azza Abdalla Elzaidabi, Ragad Hammad, Kareem Wail, Momin Amin Diyab, Ayman Mamoun, Ayia Mostafa, Tasneem Ahmed, Hala Mostafa, Shahd Amro, Aassir Amro Isam Mustafa, Ali Salman, Sabq Elsadig Awad, Abeer Abdalla Elzaidabi.

**Sudan
Modern
Integrated
Learning of
English**

SMILE Series: Book 2

Activity Book

Grade 4: Basic Level

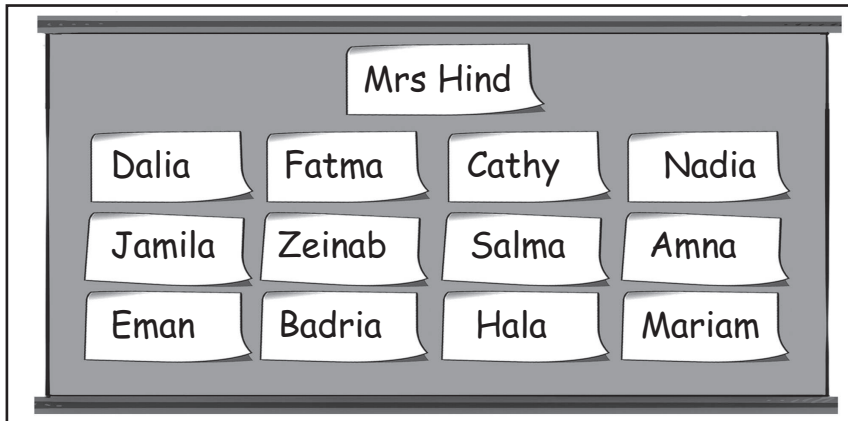
Bakht-er-Rudha – Sudan (NCCER), all rights reserved.

No part of this publication may be reproduced, stored in a retrieval system, transmitted in any form or by any means, electronic, mechanical, photocopy, recorded or otherwise, without prior written permission of the copyright holder.

Table of Contents

Unit	Topic	Page
1	Welcome Back to English	1
2	Family and Community	16
3	People, Plants and Numbers	32
4	Sports and Games	47
5	Places in Sudan	63
6	Amazing Animals	79
7	Time and Weather	95
8	Money and Home	111
9	Here to There	126
10	Machines	142
11	Free Time Fun	158
12	A Second Look	174

A. Look and write answers.



1. Where is Salma's seat?

2. Where is Jamila's seat?

B. Read, say and spell.



pen



ten



hen



pencil

C. Read and write.

1. a red pen

2. a yellow pencil

3. ten hens

4. ten and ten are twenty

A. Complete the table with the days of the week.

Friday	Monday	Saturday	Sunday
Thursday	Tuesday	Wednesday	
School days		Free days	
<i>Sunday</i>			

B. Read, say and spell.



book



cook



look



foot

C. Read and write.

1. a big book

2. This is my foot.

3. Look at the book.

4. Look at the book and cook.

A. Complete the words.

1. S u n d a y

2. W d e s a y

3. F r d y

4. n d y

5. Th s d a y

6. u e s

7. t u r y

B. Write the words in the correct order.

1. with / Be / book. / careful / your

2. home. / your / Cover / book / at

3. your / in / Don't / book. / write

4. desk. / the / Put / your / book / on

C. Read, say and spell.



hand



sand

an



stand



granddad

D. Read and write.

1. My hand and my foot.

2. Some yellow sand.

3. Stand and wait.

4. Granddad's fan is in his hands.

A. Write sentences with don't.

1. We speak Arabic in our English class.

We don't speak Arabic in our English class.

2. We run in the classroom.

3. We eat in the classroom.

4. We put our books on the floor.

5. We help our friends in class.

6. We keep our classroom tidy.

B. Read, say and spell.



please



plant

pl



plastic



playground

C. Read and write.

1. Stand up, please.

2. a small plastic bag

3. Eat your apple, please.

4. The playground is nice.

A. Write questions and answers.

1. speak Arabic?

Can you speak Arabic?

Yes, I can.

2. drive a car?

3. read and write?


4. climb tall trees?

5. add lots of numbers?

B. Read, say and spell.



tea



jeans

ea



seat



peanuts

C. Read and write.

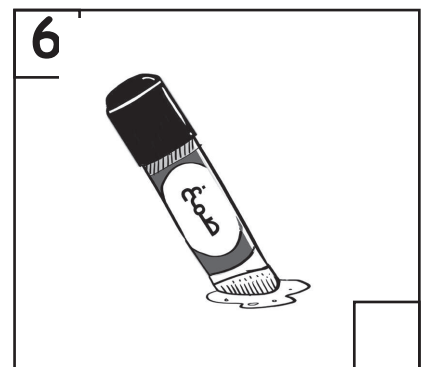
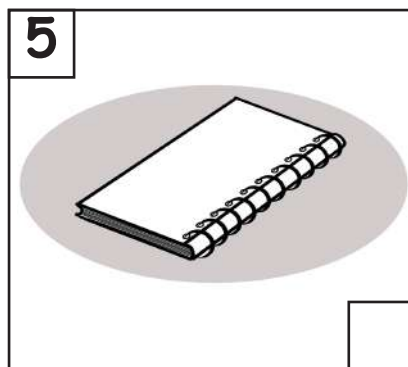


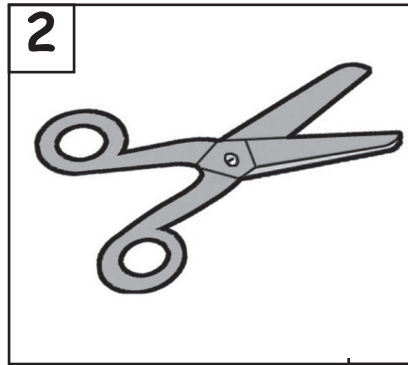

1. a cup of tea

2. Sit on that seat, please.

3. My jeans are on the beach.

4. I don't eat meat or peanuts.


A. Listen, write the letters and say.



B. Read, say and spell.



card

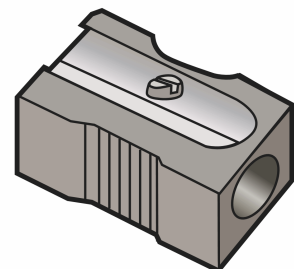


farm

ar



garden



sharpener

C. Read and write.

1. a nice card

2. Go to the garden.

3. Are you at the farm?

4. My sharpener is in the car.

A. Write sentences. Change my to her and I to she.

1. My name is Huda.

Her name is Huda.

2. My house is near my school.

3. I can walk to my school.

4. I can meet my friends at school.

5. I like Maths, Arabic and reading.

B. Draw your school. Write what you like there.

I like

C. Read, say and spell.



sky


sk



skip




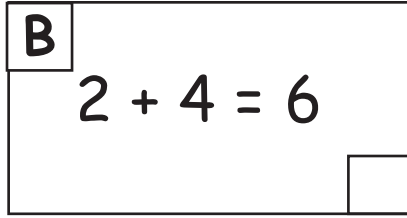
desk



skirt

A. Read, number and say.

1. Arabic 2. a pupil 3. pray 4. a page 5. Maths 6. volleyball




B. Write the words in the correct order.

1. I / glue? / Can / borrow / some

2. English / likes / Arabic, / She / and / sport.

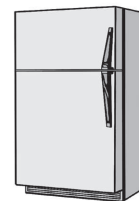
3. is / carry / the way / my bag. / I / This

C. Read, say and spell.



frog

fr



fridge

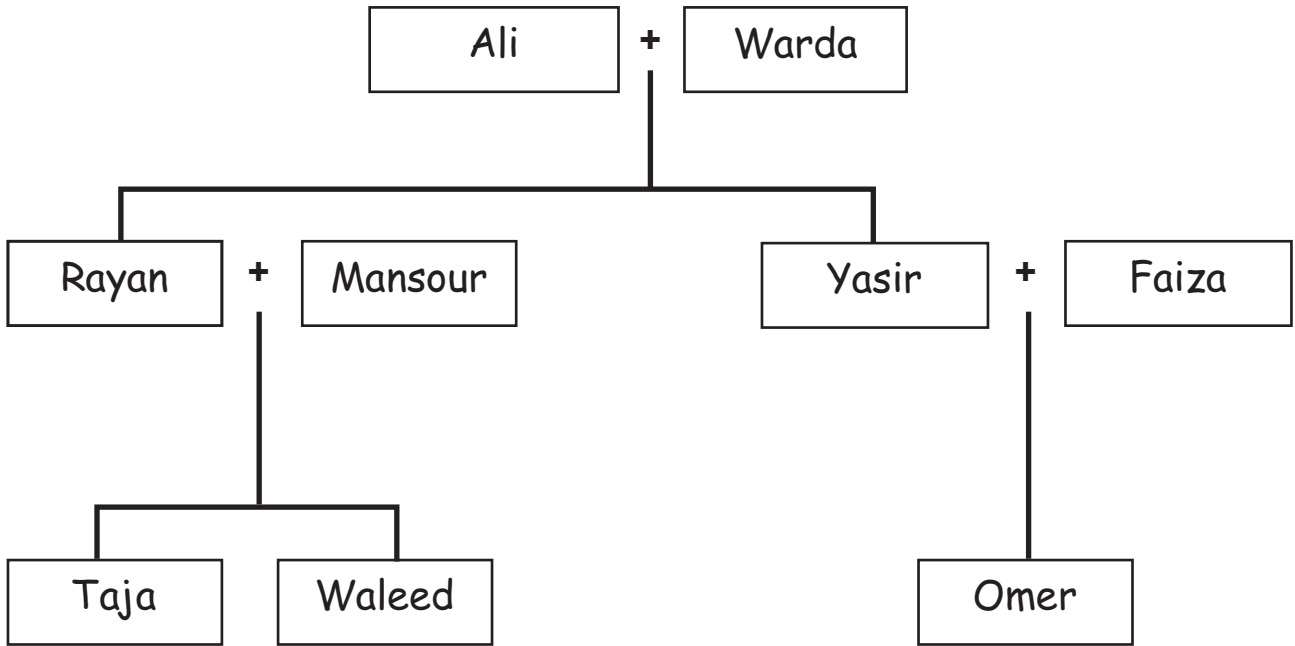


fruit

Saturday 18	Sunday 19	Monday 20
Wednesday 21	Thursday 22	Friday 23

Friday

A. Look and complete the sentences. Use the names in the boxes.



- Faiza Mansour Omer's Warda Yasir's

1. Warda is Waleed's grandma.
2. Ali is _____ father.
3. _____ is Omer's uncle.
4. Taja is _____ cousin.
5. _____ is Omer's mother.

B. Read, say and spell.



bread

br



breakfast



brother



brown

C. Read and write.

1. a brown box

2. my brother

3. your brown book

4. brown bread for breakfast

A. Write the words in the correct order.

1. playing / a ball. / is / with / Eddie

2. is / a nice / Cathy / story. / reading

3. an / eating / Badr / is / ice cream.

4. to her / Fatma / talking / is / friend.

5. Ahmed / watching / at home. / football / is

6. to her / is / grandma. / Marwa / listening

B. Read, say and spell.



catch

ch



watch



chair



kitchen

C. Read and write.







1. a big chair

2. They are watching football.

3. Catch the ball!

4. He's eating in the kitchen.

A. Listen, write the letters and say.



B. Read, say and spell.



cover



12

twelve



drive



vegetables

C. Read and write.


1. twelve vans

2. Drive the van.


3. Cover your book.

4. my favourite vegetables


A. Write sentences about the pictures. Use that or those.




1. *That's a goat.*



2. _____




3. _____



4. _____

B. Read, say and spell.



street



stickers

st



study



story

C. Read and write.

1. Study the story.

2. That's a nice sticker.

3. Listen to the story.

4. Taste the strawberry.

A. Write sentences. Change Taja is / She is to I am.

1. Taja is helping people in her village.

I am helping people in my village.


2. She is teaching lots of children.

3. Taja is reading her favourite story.

4. She is helping people in her community.

5. Taja is cooking food for her friends.

B. Read, say and spell.



family



country



carry



strawberry

C. Read and write.

1. the people in our family

2. Sudan is a country.

3. Please carry the box.

4. This strawberry is very nice.

A. Write sentences about the pictures.



1. *Eddie would like to go to the beach.*



2. *Ahmed*



3. *Fatma*



4. *Dalia*




5. *Badr*

B. Read, say and spell.



tidy



lion



library



quiet

C. Read and write.

1. a fine lion

2. I like a tidy room.

3. Be quiet in the library.

4. The lion is behind the library.

A. Match the sentences to the jobs.

baker chef dentist doctor nurse ~~teacher~~

1. I teach children in a school.

teacher

2. I work in a bakery.

3. I cook food in a kitchen.

4. People see me when they are not fine.

5. I help people with their teeth.

6. I work in a hospital and help the doctor.

B. Draw your community. Write two sentences.



1. *In my community there is*

2. *We have got*

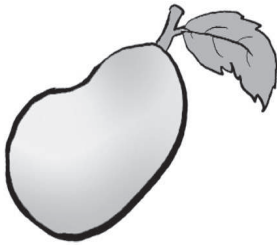
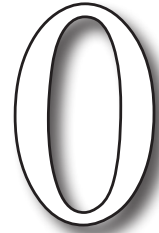
B. Read, say and spell.



no



zero



mango



hello

A. Read, number and say.

1. ask

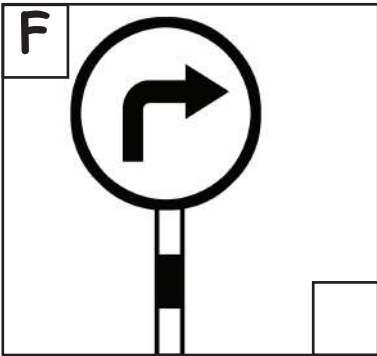



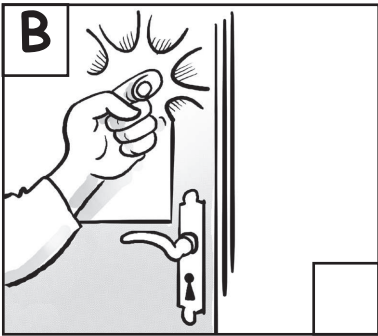
2. hit

3. knock

4. listen

5. turn

6. watch



B. Write the words in the correct order.

1. brother. / is / Halima's / Adam

2. to her / Dalia / talking / is / friend.

3. would / I / to go / like / the park. / to

4. left. / Go / and turn / straight / on

C. Read, say and spell.



drop




drive

dr


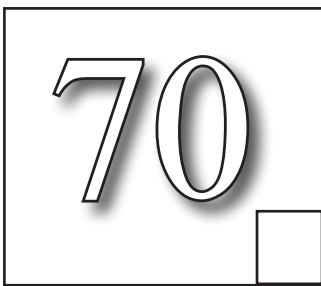
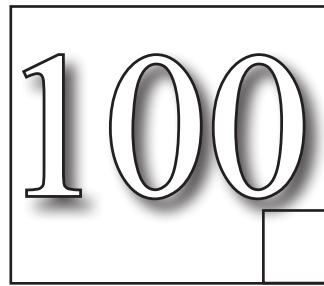





dress



children

A. Listen, number and say.



B. Complete the sentences. Use the words in the box.


years father How is She He old

① How old is Waleed's grandma? ② _____ is 70 ③ _____ old.


How old is Ali's ④ _____?

⑤ _____ ⑥ _____ 40 years ⑦ _____.

C. Read, say and spell.



well



wall



walk



woman

D. Read and write.

1. Walk this way.

2. Wait at the wall.

3. a well with water in it

4. Watch from the window.

A. Complete the sentences. Use the words in the box.

a an the




That's a nice picture of a bird.

Now make a hole in the soil.



Can I have an apple and a orange?



Put a tomatoes on a table in the kitchen.



Go straight on. There is a shop and a park.



Put a seed in a hole.

B. Read, say and spell.




grow



grass

gr



grapes



hungry

C. Read and write.

1. green and grey

2. Greet your grandma.

3. Hungry cows eat grass.

4. The green grapes are growing.

A. Read, match and draw lines.

black ← cold autumn tall

winter summer short hot

cool warm → white spring

B. Read, say and spell.



arm



park

ar



star



market

C. Read and write.

1. It's sharp and hard.

2. in the farm and the garden

3. Go to the park and the market.

4. It's dark. Look at the stars.

A. Write the words in the correct order.

1. tall / you? / are / How

2. old / brother? / is / How / Mazen's

3. weigh? / Ali / How / does / much

4. years / is / Samy / old. / 11


5. kilograms. / weighs / Hamza / 40 / about

6. is / Taja / tall. / 1 metre / 50

B. Read, say and spell.




ball




small

all



tall



wall

C. Read and write.

1. a small ball

2. a tall wall

3. Don't fall on the football.


4. We all play volleyball.

A. Complete the sentences. Use the words in the box.

her his my our your




1 Abdullah and his family.



2 That's _____ car.



3 This is Hala with _____ sister.



4 These are _____ bags.



5 This is Abdullah and _____ donkey.

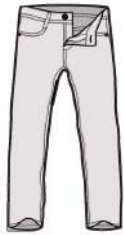


6 Eddie, where's _____ friend Badr today?

B. Read, say and spell.



house



trousers

ou



ground



mountain

C. Read and write.

1. about the house

2. Go round the mountain.

3. There is a mouse in the house.

4. His trousers are on the ground.

A. Read and tick (✓).

Grow healthy	I do	I don't
1. Do lots of exercise.		
2. Clean my teeth.		
3. Drink lots of water.		
4. Wash and keep clean.		
5. Eat lots of fruit and vegetables.		
6. Sleep 8 or 10 hours at night.		

B. Write sentences about what you always do.

- 1. *I always do lots of exercise.*
- 2. _____
- 3. _____
- 4. _____

C. Read, say and spell.




kick



chick

ck



black



sticker

D. Read and write.

1. a black chick

2. a knock and a kick

3. Pick up the sticker.

4. Look at the neck of the chick.

A. Write questions and circle the answers. Use the words in the boxes.

1. smile

2. run

3. drive

4. crawl

5. cook

1. *Can you smile?*

Yes, I can. No, I can't.

2. Yes, I can. No, I can't.

3. Yes, I can. No, I can't.

4. Yes, I can. No, I can't.

5. Yes, I can. No, I can't.

B. Write sentences about what you could do.

1. *When I was six months old, I could smile.*

2.

3.

4.

C. Read, say and spell.

5


five



smile



drive



crocodile

D. Read and write.

1. The Nile is wide.


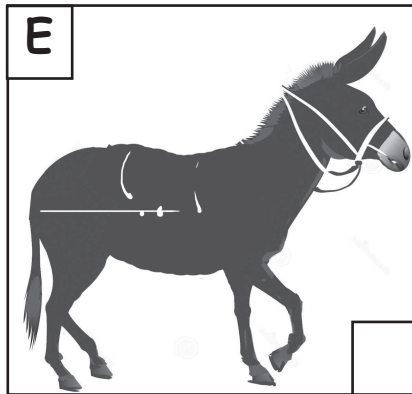
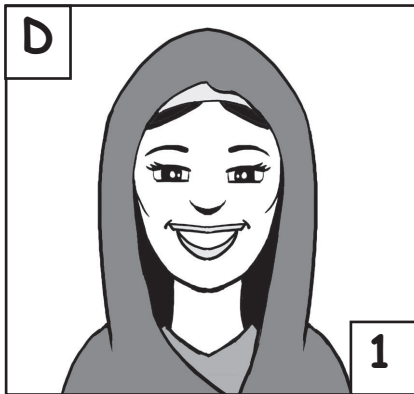
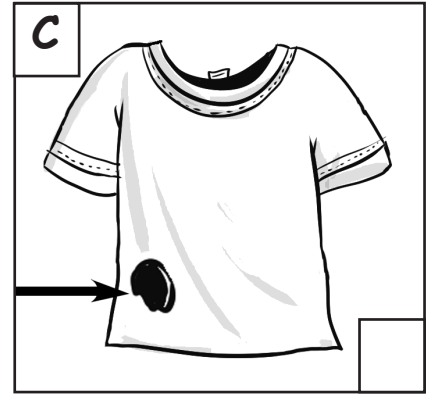
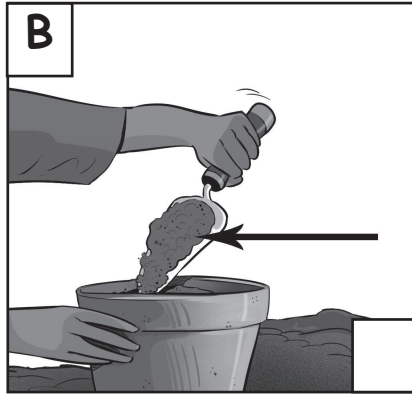
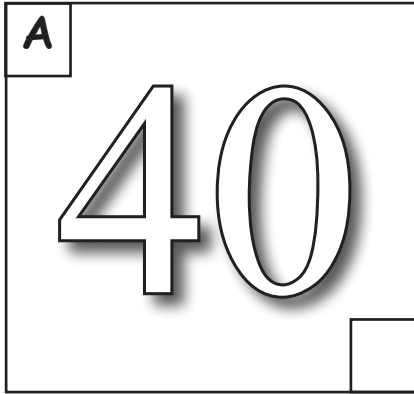
2. This ice cream is nice.

3. What's the time? It's five.

4. Ali can drive a car.

A. Read, number and say.

1. a woman 2. a hole 3. forty 4. a donkey 5. autumn 6. soil



B. Write the words in the correct order.

1. much / Fawzi / does / weigh? / How

2. an / Can I / please? / apple, / have

3. ten / I sleep / night. / hours / at

4. walk / small. / when / I could / I was

C. Read, say and spell.




bus

u



lunch






summer



rubbish

A. Listen, write the letters and say.



B. Complete the sentences.

1. I like playing football.

2. I like _____

3. I don't like _____


4. My friend likes _____

5. My friend doesn't like _____

😊 Unit 4

Lesson 1

C. Read, say and spell.

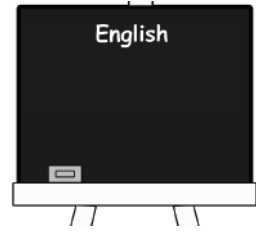


mango



angry

ng



English



hungry

A. Complete the answers to the questions. Use the words in the box.

behind

in

~~in front of~~

on

under



1. Where is the ball?

It's in front of

the chair.

2. Where is the cat?

the table.

3. Where are the toys?

the box.

4. Where is the mouse?

the chair.


5. Where are the cups?

the table.

B. Read, say and spell.



clap




clothes

cl



close



classroom

C. Read and write.


1. The class is chapping.

2. The clinic is closing.

3. It's six o'clock, uncle.

4. The clothes are in the classroom.

A. Read answers and write the questions.



1. *How many boys are playing marbles?*

Two boys are playing marbles.

2.

Three boys are playing on the slide.

3.

Two boys are running.


4.

Three boys are playing leapfrog.

B. Read, say and spell.



hop



frog



stop



hospital

C. Read and write.









1. Hop and then stop.

2. That's not a frog.

3. There are lots of shops.

4. The doctor is in the hospital.

A. Look and write sentences. Use *sometimes*, *often* or *never*.

	sometimes	often	never
 Dalia	 play volleyball	 play table tennis	 swim
 Cathy	 play leapfrog	 throw a frisbee	 play football

1. *Dalia sometimes plays volleyball.*
2. _____
3. _____
4. *Cathy*
5. _____
6. _____

B. Read, say and spell.



bee



seeds



feet



street

C. Read and write.





1. Nineteen teeth.

2. Frisbee and hide and seek.

3. Are you free at three o'clock?

4. Sleep under the big green tree.

A. Listen, number and say.



B. Change the sentences. Use Don't.

1. Drop the ball. *Don't drop the ball.*

2. Play basketball.

3. Miss your turn.

4. Win the game.

5. Swim in the river.

C. Write the words in the correct order.

1. a / miss / turn. / You

2. Go / square. / a / forward

3. in / You / sea. / the / swim

4. win / basketball. / a game / You / of

D. Read, say and spell.



grass



miss



dress



class

A. Complete the sentences. Use the words in the box.

Do drink eat lots never No ~~you~~ Yes

1. Do you eat meat? _____, I sometimes eat meat.

2. Do you _____ fish? Yes, I eat _____ of fish.

3. Do you eat chocolate? No, I _____ eat chocolate.

4. _____ you eat fruit? Yes, I eat lots of fruit.

5. Do you drink cola? _____, I never drink cola.

6. Do you _____ milk? Yes, I often drink milk.

B. Write about you. Use the words in the box.

sometimes always often never

1. I _____ do karate.

2. I _____ drink juice.

3. I _____ eat ice cream.

4. I _____ play basketball.

Unit 4

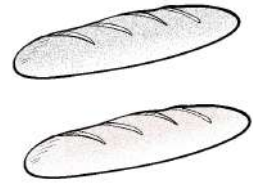
Lesson 6

C. Read, say and spell.




head

ea



bread



weather



healthy

D. Read and write.



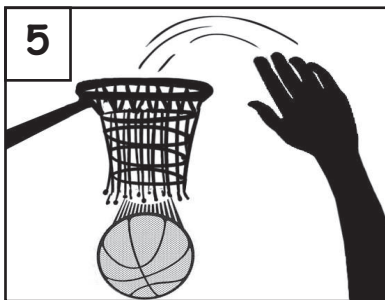
1. Eddie is healthy.

2. The bread is on the desk.

3. The hat is on his head.

4. The weather is hot.

A. Read, match and draw lines



swim

score

shout

clap

win

miss

B. Read, say and spell.



chair



chocolate

ch



children



hopscotch

C. Read and write.

1. three children on a chair

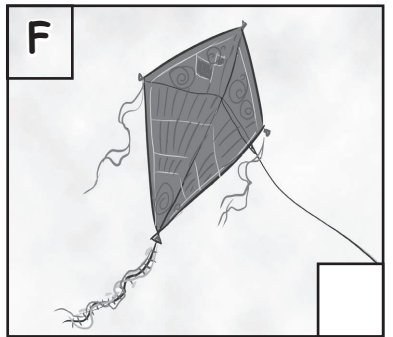



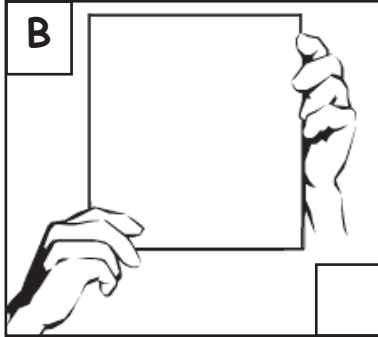

2. Eat lunch in the kitchen.

3. How much is that chocolate?

4. The teacher likes hopscotch.

A. Read, number and say.

1. chocolate 2. a net 3. healthy 4. kind 5. a kite 6. a square



B. Write the words in the correct order.

1. behind. / Look / and / in front / then

2. table / Two / are playing / girls / tennis.

3. he's / I / a kite. / flying / think

4. Cathy / volleyball? / often / play / How / does

5. plays / Ahmed / at school. / basketball / sometimes

C. Read, say and spell.



drop



drink

dr



children

100

hundred

A. Look and write sentences. Use the words in the box.

east ~~middle~~ north south west



1. *Khartoum is in the middle of Sudan.*

2. _____

3. _____

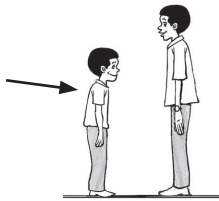
4. _____

5. _____

B. Read, say and spell.

40

forty




short

or



north



horse

C. Read and write.



1. Forward or back?

2. Forty horses in the farm.

3. He is short for that sport.

4. Don't forget school in the morning.

A. Look and write sentences.



1. man / wash / car *The man is washing the car.*

2. girl / cook / lunch _____

3. boys / swim / lake _____

4. women / drink / tea _____

B. Complete the sentences. Use the words in the box.

by from in on


1. Khartoum is _____ the middle of Sudan.

2. People travel in boats _____ the Nile.


3. Those boys are drinking water _____ a well.

4. The women are travelling to Port Sudan _____ bus.

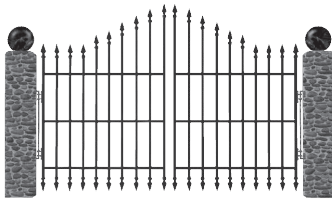
C. Read, say and spell.




lake



cake



gate



whale

D. Read and write.

1. There is a gate near the lake.

2. Eat some grapes when you wake.

3. A baker makes bread and cakes.

4. A whale and a snake are not the same.

A. Tick (✓) the correct words to make sentences.

1. Female turtles live in the sea. _____ come to islands near Sudan.
(a) They (✓) (b) She () (c) Them ()
2. The turtles lay eggs on the beach and cover _____ with sand.
(a) her () (b) them () (c) us ()
3. Please tell _____ more about turtles, teacher.
(a) us () (b) they () (c) we ()
4. There is a turtle egg there. I can see _____.
(a) her () (b) him () (c) it ()
5. The baby turtles run to the sea and animals eat a lot of _____.
(a) it () (b) them () (c) they ()

B. Circle the words to make correct sentences.

1. Where do green turtle goes / (go) in summer?
2. What does / do green turtles eat?
3. The eggs opens / open in the winter.
4. Does / Do Ahmed like green turtles?
5. Dalia likes / like this picture of green turtles a lot.

C. Read, say and spell.



bird


ir/ur

30

thirty



nurse



turtle

D. Read and write.


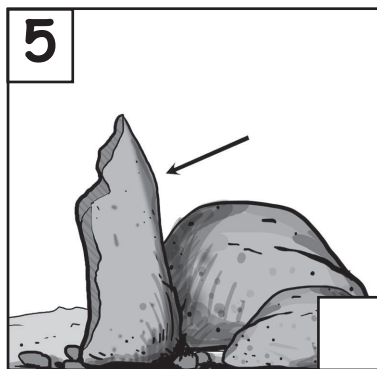
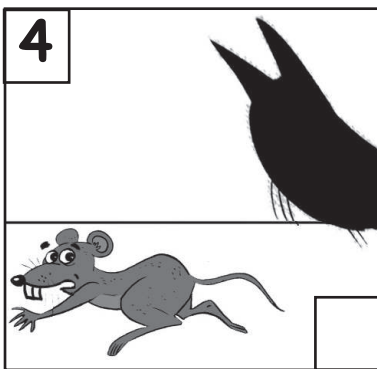
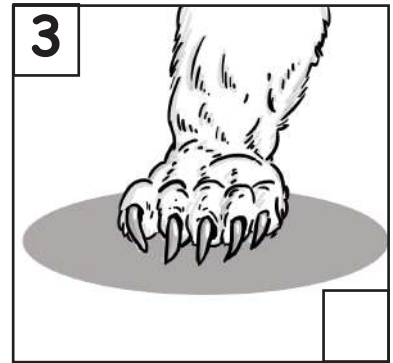


1. dirty shirts and skirts

2. thirty turtles on Thursday


3. The nurse can see the birds.

4. Girls are washing purple clothes.

A. Listen, write the letters and say.



B. Read, say and spell.



drink




think

nk



thanks



donkey

C. Read and write.

1. a donkey and a monkey


2. I want a drink when I think.

3. Give a drink to the monkey.

4. Thank you for thinking of me.

A. Look and write sentences. Use There was or There were.

Yesterday



1. a bike / near *There was a bike near the tree.*

2. a bird / in / nest

3. 3 boys / under

4. 2 cars / near

5. a snake / in front of

B. Write the words in the correct order.


1. use / can / trees? / How / we

2. for / wood / use / fires. / We


3. from / get / fruit / We / trees.

4. things. / We / can / for lots of / trees / use

C. Read, say and spell.



shade



shine

sh



sharp



rubbish

A. Complete the words.

1. c o r a l

2. c r b

3. s h k

4. wh l

5. w d


6. d l p h n

7. t r t l

8. w t r

9. s w d

B. Write questions about the picture. Use How many or How much.



1. *How many whales are there?*

There is one.

2. _____

There are two.

3. _____

There is a little.

4. _____

There are four.

5. _____

There is a lot.


6. _____

There are three.

C. Read, say and spell.




doctor




picture

ct




insect



octopus

A. Draw a picture of a desert. Write four sentences.



1. _____

2. _____

3. _____

4. _____

B. Circle the words to make correct sentences.


1. How many / much animals are there in deserts?
2. Are / Is there a lot of trees in deserts?
3. How many / much people live in deserts?
4. There isn't / aren't a lot of water in deserts.
5. There is / are a lot of sand in deserts.

C. Read, say and spell.

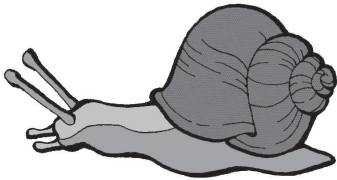


rain


ai



tail








snail



afraid

A. Read, number and say.

- 1. a bike 2. a boat 3. a dolphin 4. dry 5. huge 6. a turtle



B. Write the words in the correct order.

1. trees. / fruit / get / from / We


2. are / How / there? / many / crabs

3. in / the / is / of Sudan. / middle / Khartoum

4. with / are / little rain. / Deserts / places

5. was / the tree. / a horse / There / next to

C. Read, say and spell.



west




story

st



dentist



straight

A. Complete the words.

1. b a t

2. c at

3. c aw

4. g at

5. c am l

6. s n ak


7. ans c t

8. m amm l

9. r apt l l


B. Look and write sentences. Use the words in the box.

this that these those




nice car


This is a nice car.



tall tree



large bananas




nice bag




small butterflies

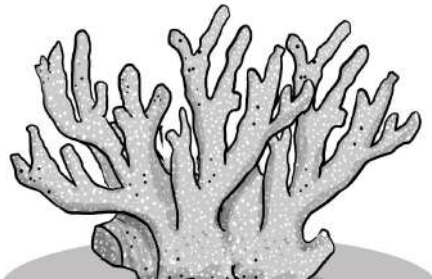
C. Read, say and spell.



animals



mammals



coral



hospital

A. Write sentences. Change this to these, that to those or is to are.

1. This is a parrot. *These are parrots.*


2. This is an elephant.

3. An elephant is a mammal.

4. That is a green turtle.

5. A green turtle is a reptile.

B. Draw a picture of a reptile. Write four sentences.




1.

2.

3.

4.

C. Read, say and spell.




desk


sk



skip


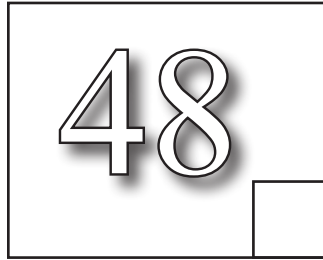
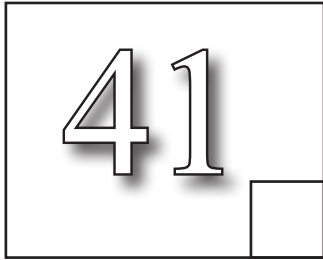





skirt



basketball

A. Listen, number and say.




B. Read, write the names and draw. Use the words in the box.

bee snail spider worm


1. Hello. I've got 8 legs.
I'm not an insect.

I'm a _____



2. Hi. I live in a shell.
I haven't got legs.

I'm a _____



3. Hi. I can fly.
I'm an insect.

I'm a _____



4. Hi. I've got a long body. I can't walk.
I'm not an insect.

I'm a _____



C. Read, say and spell.



spider



speak

sp



sport



spring

A. Look and write sentences with Let's. Use the words in the box.

go to the zoo


have a cake

play football



sit in the shade

walk on the beach

~~watch TV~~



Let's watch TV.




B. Read, say and spell.



ant

nt



elephant

70

seventy



winter

A. Write sentences with should.


1. Wear light clothes. *You should wear light clothes.*

2. Use a spray.

3. Cut long grass.

4. Sleep under a net.

B. Draw a picture of a mosquito. Write four sentences.



1.

2.

3.

4.

C. Read, say and spell.



bike



bite

i_e



hide



crocodile

D. Read and write.


1. five bikes and nine kites

2. Hide from the crocodile.

3. I am fine when the sun shines.


4. Stand near the fire and smile.

A. Look and write sentences with Let's.




give / food

Let's give it food.







give / water



take / nest

B. Read the sentences. Then match to the pictures.

1. The caterpillar eats the leaves. 2. The ants smell the caterpillar.
3. The caterpillar sleeps for 3 weeks. 4. The butterfly is laying eggs.




C. Read, say and spell.

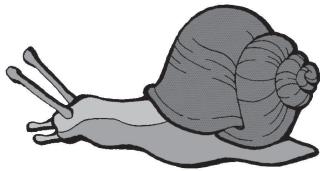


smell

sm/sn



small




snail



snake

A. Draw a picture of an octopus. Write four sentences.



1. _____


2. _____

3. _____

4. _____

B. Look and write answers. Use the answers in the box.

~~No, it isn't.~~ Yes, it has. No, it hasn't. Yes, it can. No, it can't.



1. Is this animal a bird? *No, it isn't.*


2. Has this animal got feathers? _____

3. Can this animal swim? _____

4. Has this animal got rough skin? _____

5. Can this animal fly? _____

C. Read, say and spell.




car

ar



sharp







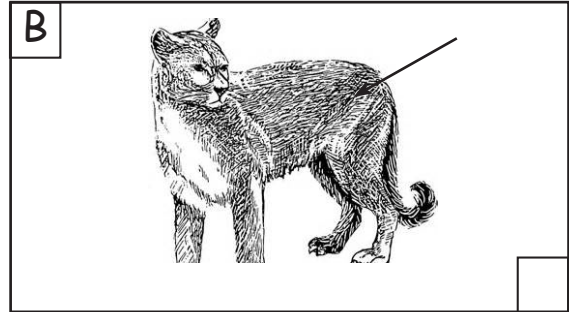
large



market

A. Read, number and say.

1. an ant 2. bite 3. fur 4. a heart 5. a spider 6. a worm



B. Write the words in the correct order.

1. mouse / mammal. / is a / A

2. is / tree. / tall / a very / That

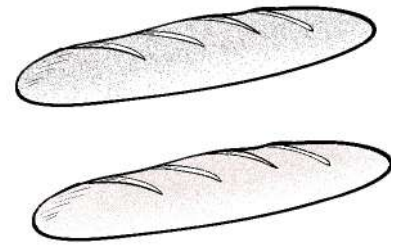
3. play / park. / football / Let's / in the

4. should / under / You / a net. / sleep

C. Read, say and spell.




head



bread

ea







weather



feather

A. Listen and draw the time on the clocks.



B. Write the time for the clocks in Activity A.



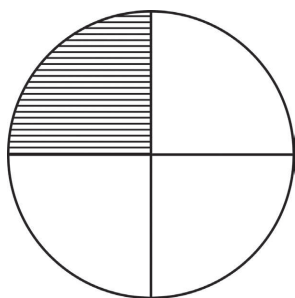
1. *It's*

2.

3.

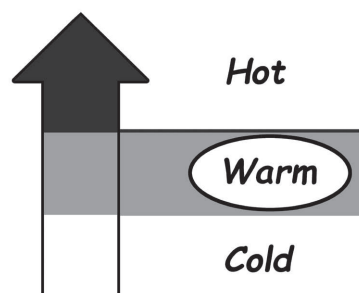
4.

C. Read, say and spell.





quarter

ar



warm

D. Write sentences about the mouse.



1. hide / behind / clock

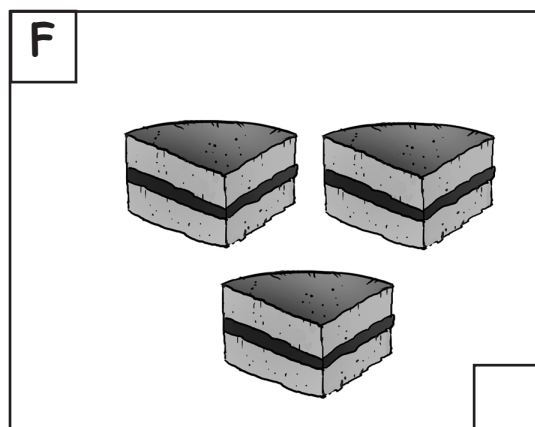
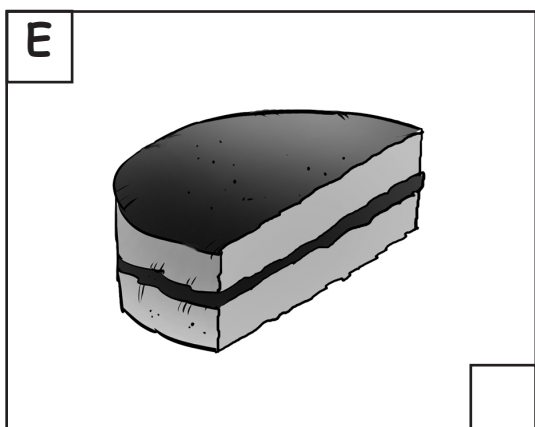
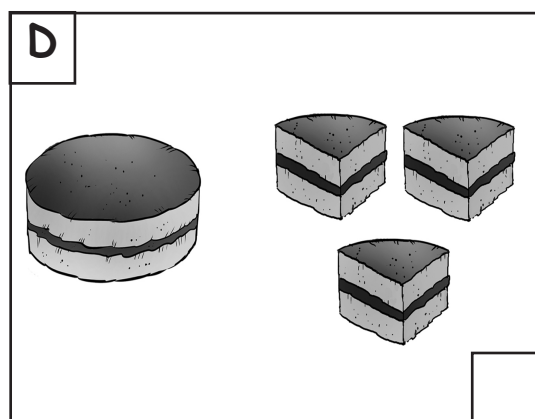
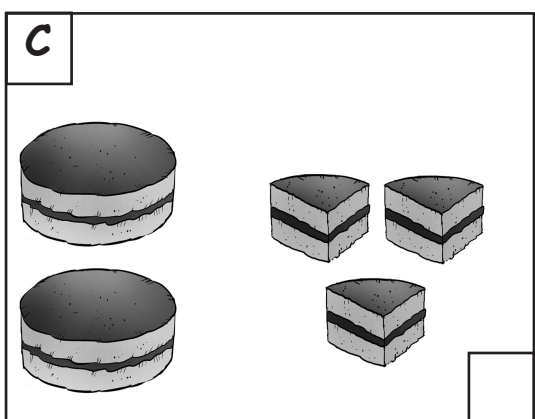
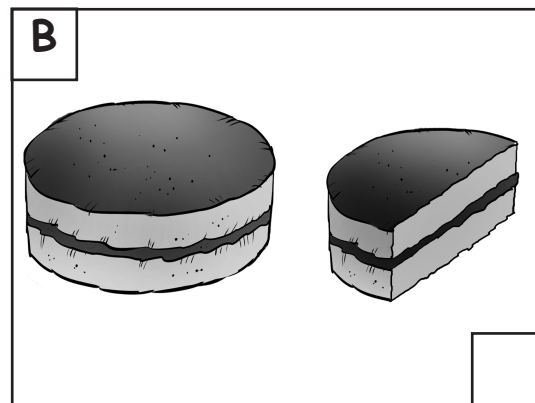
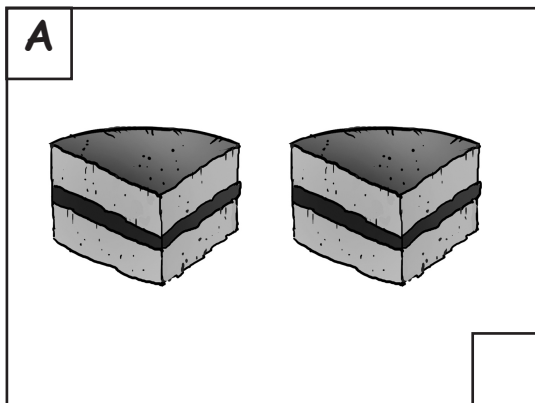
2. stand / on / clock / have fun

A. Read and write the numbers.


six	6	three	<input type="text"/>	ten	<input type="text"/>	four	<input type="text"/>	eight	<input type="text"/>
seven	<input type="text"/>	nine	<input type="text"/>	one	<input type="text"/>	two	<input type="text"/>	five	<input type="text"/>

B. Read and match.

- | | | |
|-------------------|-------------------|---------------------------|
| 1. a half | 2. one and a half | 3. one and three quarters |
| 4. three quarters | 5. two quarters | 6. two and three quarters |



C. Read, say and spell.



mouse

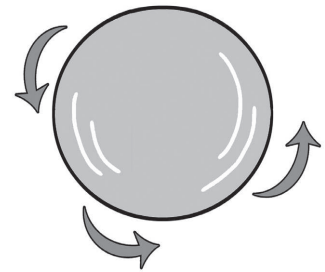
ou



mouth



house



round

A. Read and match.

1. a baker

2. a chef

3. a dentist

4. a doctor

5. a farmer

6. a nurse

7. a taxi driver

8. a teacher



B. Write the words in the correct order.

1. a taxi / is / dad / driver. / My

2. day. / during / works / A teacher / the

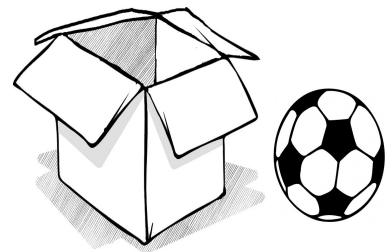
3. mum / comes / at 3 o'clock. / My / home

4. doesn't / the night. / during / work / She

C. Read, say and spell.




fox



next to



taxi



exercise

A. Complete the words.

1. d r y

2. w o t

3. h o t

4. c o l d

5. w o r m

6. w o n d

7. s h o n o

8. r o o n

9. w o o t h o r

B. Read, say and spell.



grow




throw

OW




snow



blow

C. Look and write sentences.



sun / shining / hot

The sun is shining.

It's hot.



wind / blowing / windy



rain / falling / cold




snow / falling / animals / cold

A. Complete the words.

1. o n e 2. t ___ n 3. s ___ x 4. s ___ v ___ n
5. t w ___ 6. f ___ v ___ 7. n ___ n ___ 8. t h r ___ ___
9. f ___ ___ r 10. ___ ___ g h t


B. Look and write sentences. Use the words in the box.

his her their




watch / clock


*This is Mr Gamar's watch
and this is his clock.*



pen / book



phone / bag



house / cat


😊 Unit 7

Lesson 5

C. Read, say and spell.



watch



weekend



worm


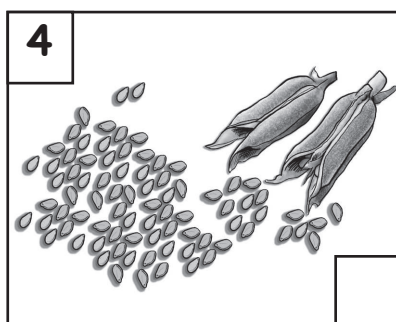

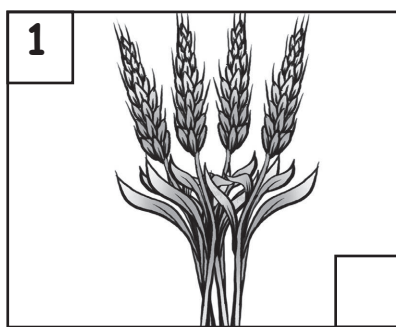


wash

A. Find and circle the months.

January	O	P	A	U	G	U	S	T	D	D	F	K
February	N	O	V	E	M	B	E	R	S	E	L	G
March	M	T	O	M	Q	Z	C	S	N	C	Z	F
April	J	H	J	U	L	Y	R	E	B	E	X	E
May	P	J	A	M	K	A	N	P	V	M	C	B
June	I	M	N	B	V	O	C	T	O	B	E	R
July	Q	J	U	N	E	X	U	E	M	E	Q	U
August	W	T	A	O	S	L	B	M	R	R	W	A
September	M	A	R	C	H	F	H	B	E	T	E	R
October	A	M	Y	X	C	V	N	E	U	I	O	Y
November	Y	D	K	J	G	A	P	R	I	L	A	S
December												

B. Listen, write the letters and say.



C. Read, say and spell.



pray




present

pr




Spring



April

A. Draw a picture of a sandstorm. Write four sentences.



1.

2.

3.

4.

B. Look and write sentences. Use should and shouldn't.



close / doors / windows

You should




cover / nose / mouth



go outside

You shouldn't



turn on / air conditioners

C. Read, say and spell.




stand



sand

nd







wind

100

hundred

A. Read, match and number.

1. dates 2. a farmer 3. a half 4. rain 5. a taxi 6. a watch



B. Write the words in the correct order.

1. mouse / fun. / is / The / having

2. seven. / quarter / It's / past / a

3. is / today? / What / the weather / like

4. plant / and February / wheat. / some / In January

5. turn off / conditioners. / should / air / You

C. Read, say and spell.




driver



arrive

i_e



inside

9

nine

A. Complete the words.

1. B r i t s h 2. A m r c n
3. S d n s

B. Look and write questions and answers. Use the words in the box.


~~dollar~~ ~~first~~ money much picture pound second third



What's in the first picture?
It's

How much money is there?

There's





C. Read, say and spell.



first


ir



shirt



third



dirty

A. Read match and write.

	1 st	2 nd	3 rd	4 th	5 th
third	<i>3rd</i>	<i>3rd</i>	<i>3rd</i>	<i>3rd</i>	<i>3rd</i>
fifth					
first					
fourth					
second					

B. Read, add and answer.

25	75	2	15	20
----	----	---	----	----

1. Add the third coin and the fifth coin.

The answer is _____

2. Add the second coin and the fourth coin.

The answer is _____


3. Add the fifth coin and the second coin.

The answer is _____

4. Add the first, third, fourth and fifth coins.

The answer is _____

C. Read, say and spell.



bathroom


th



think



throw







Maths

A. Look and write. Use the words in the box.

bag box potato kilo litre jar
cake egg honey juice ~~milk~~ ~~litre~~



a litre of milk



B. Write questions and answers about the pictures in Activity A.

1. *How much is milk?* *It's 30 a litre.*
2. _____
3. _____
4. _____

C. Read, say and spell.



jeans



juice



jump



jar of jam

A. Read and complete. Use the words in the box.

are	bananas	Hello	How
please	thank	would	you

Shopkeeper: (1) Hello, Ahmed. How (2) _____ you?

Ahmed: Hello. I'm fine, (3) _____ you.

Shopkeeper: What (4) _____ you like?

Ahmed: I'd like a kilo of (5) _____.

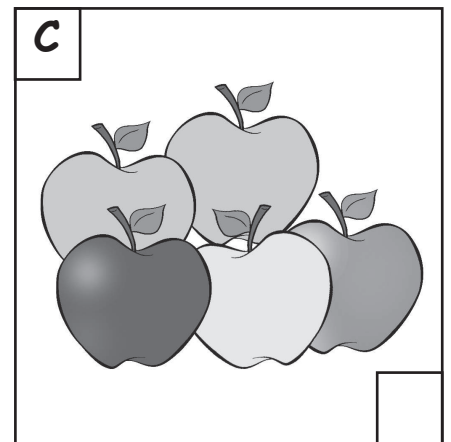
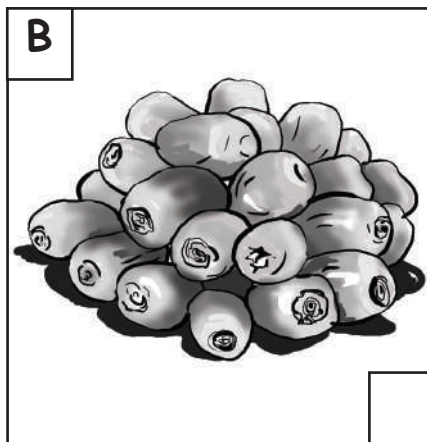
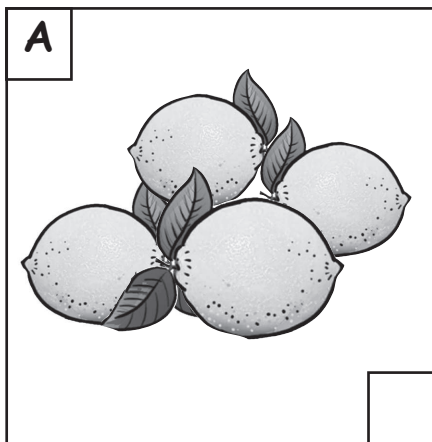
Shopkeeper: Here (6) _____ are.

Ahmed: (7) _____ much is that?

Shopkeeper: 30 pounds, (8) _____.

B. Listen and tick (✓) the correct answer. Then answer question 2.

1. What would Dalia like?




2. How much are they? _____

C. Read, say and spell.



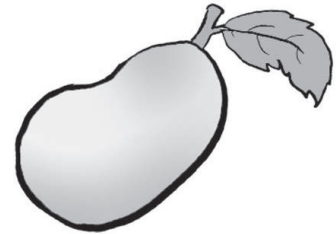
hello



potato









tomato



mango

A. Look and write sentences. Use sometimes, never or often.

sometimes	never	often
<p><u>Dalia</u></p>  <p>help her mum to cook</p>	 <p>clean the floor</p>	 <p>look after her sister</p>
<p><u>Badr</u></p>  <p>tidy his room</p>	 <p>wash the dishes</p>	 <p>water the plants</p>

1. *Dalia sometimes helps her mum to cook.*
2. _____
3. _____
4. *Badr*
5. _____
6. _____

B. Write sentences about how often you help at home.

1. help at home

2. tidy your room

3. clean the floor

1.

2.

3.

C. Read, say and spell.



eat



clean





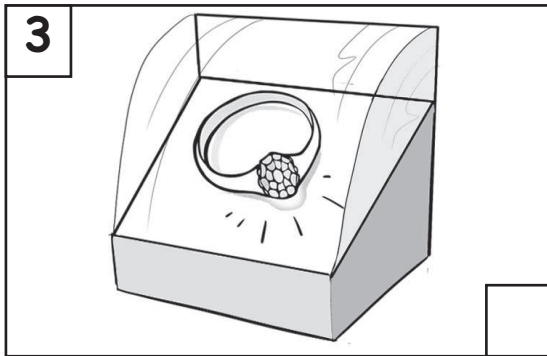
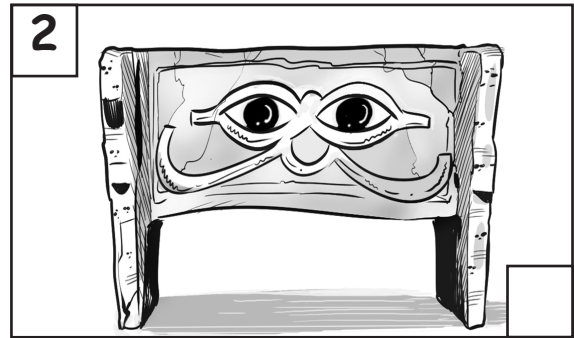
leaf

ea




beach

A. Listen, write the letters and say.



B. Write sentences about the pictures in Activity A.



1. *A small Sudanese village.*

2. _____

3. _____

4. _____


5. _____

6. _____

C. Complete the sentences. Use was or were.

1. There was a big surprise for the people in Dangeil.
2. There _____ treasure in the old tombs under the village.
3. The people in the village _____ excited.
4. There _____ a silver ring in one of the tombs.
5. There _____ large eyes on the beautiful box.

D. Read, say and spell.



tomb

mb



climb



lamb

A. Complete the words.

1. h e l p 2. t d y 3. c r r y
4. c l n 5. p c k p 6. p n

B. Look and write answers.



What is Ahmed doing?

He's opening the window.



Who is cleaning the floor?



Is Dalia carrying books or boxes?



Is Cathy picking up rubbish or pens?

C. Read, say and spell.




neck



rock




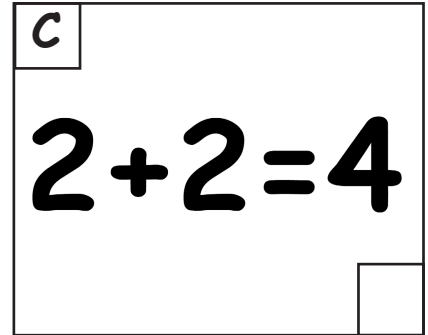

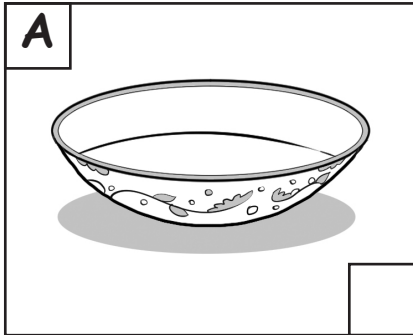
clock



stickers

A. Read, number and say.

1. add 2. a coin 3. buy 4. money 5. a dish 6. a price



B. Write the words in the correct order.

1. in / second / What's / picture? / the

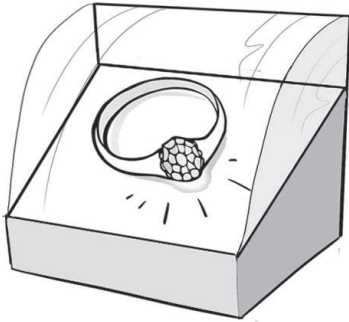
2. are the / How much / dates / lemons? / and the

3. you / like / What / today? / would

4. at home? / help / often / do you / How

5. on / box? / What / the / was

B. Read, say and spell.




ring




sing

ing



spring







living room

A. Look and write sentences. Use the words in the box.

bike bus car foot rickshaw taxi



Mr Gamar goes to school
by car.



B. Read, say and spell.



play




plane

pl



plant



please

A. Write the word under the correct number.

first	second	third	fourth	fifth
sixth	seventh	eighth	ninth	tenth
7 th	10 th	6 th	2 nd	5 th
<i>seventh</i>				
3 rd	9 th	1 st	8 th	4 th

B. Read and write answers.

1. What is the first day of the week?

Saturday is the first day of the week.

2. What is the third day of the week?

3. What is the fifth day of the week?

4. What is the first month of the year?

January is the first month of the year.

5. What is the sixth month of the year?

6. What is the eighth month of the year?


7. What is the tenth month of the year?

C. Read, say and spell.



dates

a_e



gate



wake



plane

A. Read, match and draw lines.

large young near
 old black first slow
 far fast white last
 small

B. Complete the sentences. Use the words in the box.

or but and

- My dad's got a car and he's got a bike.
- Would you like a glass of water _____ a glass of milk?
- My sister is tall _____ she's got long hair.
- My granddad is very old _____ he is very strong.
- Were the traffic lights green _____ red?
- I'd like meat _____ potatoes, please.
- I've got three sisters _____ I haven't got a brother.
- They've got a donkey _____ three cows on their farm.

C. Read, say and spell.




match

tch



catch



kitchen



watch

A. Complete the words.

1. b u s

2. l ___ t ___

3. m ___ v ___

4. n ___ r

5. t r ___ f f ___ c

6. g o ___ s

7. ___ n j ___ y

8. p r ___ b l ___ m

9. d ___ n k ___ y

10. r ___ d

11. l ___ g h

12. p ___ p l ___

B. Write sentences with Don't in the correct order.

1. the / miss / match. Don't miss the match.

2. taxi. / take / a

3. by / go / bus.

4. Ali. / at / laugh


5. watch / match. / the

6. angry / with / be / Ali.

7. be / for / late / match. / the

8. the cars. / stop / buses / and

C. Read, say and spell.



dirty

y



angry







hungry



healthy

A. Listen, write the letters and say.



B. Write questions and answers.

1. wear / helmet?

Should you wear a helmet?

Yes, you should.

2. look after / bike?


3. ride without / light?

4. take someone on / bike?

5. stop / traffic lights?


6. carry / lots / things?

C. Read, say and spell.



light


ight



night



right



bright

A. Look and write sentences about the traffic policeman. Use like.




do / different things

*This traffic policeman likes
doing different things.*



control / cars / buses




help / people / cross / road

B. Write two sentences about what you like doing.

1. _____

2. _____

C. Draw a picture of a traffic policeman. Write four sentences.



- 1. *A traffic policeman works outside.*
- 2. *He*
- 3. _____
- 4. _____

D. Read, say and spell.



nice



ice cream

ice



price



licence

A. Complete the words.

1. s e n d

2. b _ _ s _ _ c

3. p h _ _ t _ _

4. p l _ _ c _ _

5. w r _ _ t _ _


6. f r _ _ _ n d

7. p _ _ c t _ _ r _ _

8. _ _ m _ _ l


9. q u _ _ s t _ _ _ n

B. Write questions about the pictures. Use Can.




open / classroom / window

Can you open the classroom window, please.



clean / classroom / board



tidy / classroom / chairs



carry / books / my car

C. Read, say and spell.



clinic

ic

صباح
مرحب
خير

Arabic




basic school



plastic

A. Read, number and say.

1. a date 2. a ticket 3. a match 4. angry 5. late 6. strong



B. Write the words in the correct order.

1. by bus. / or / go / by bike / You can

2. this ticket / What / for? / date / is

3. but I / I like / eggs. / meat / don't like

4. should / your bike. / after / You / look


5. enjoys / people / to cross / helping / The traffic policeman / the street.

C. Read, say and spell.




boat

oa



goat



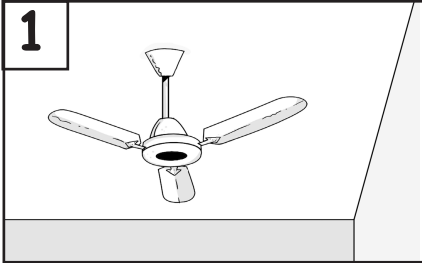
road

A. Write the letters in order under the correct picture.




~~nfa~~
koclc

anv
honep

ikbe
rixem



fan



B. Read and draw a picture.

I keep you cool when you are hot and you turn me off when you are cold.
What am I?



😊 Unit 10

Lesson 1

C. Read, say and spell.



oil

oi



coin




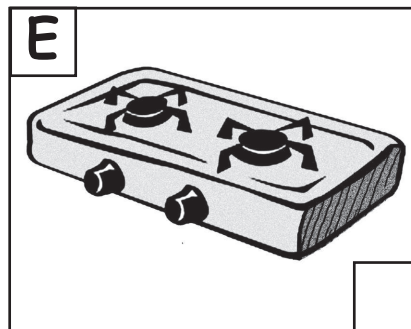
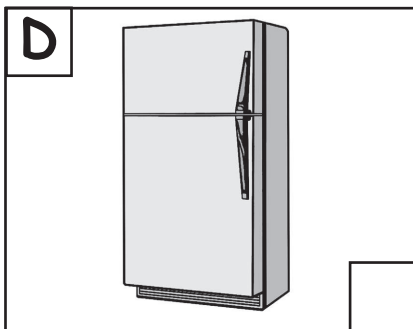
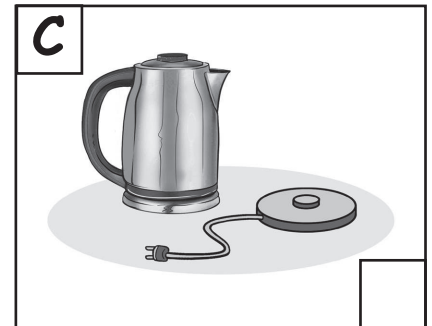
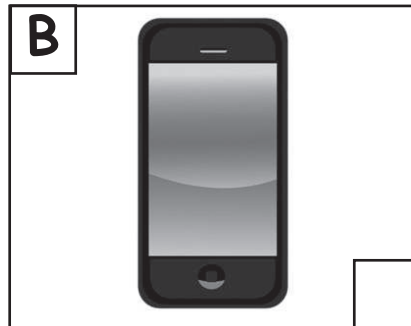

point



noise

A. Read the sentences. Then match and number.

1. You heat water in this machine.
2. You can make juice in this machine.
3. You can make this machine to clean dirty clothes.
4. You can keep food cool in this machine.
5. You make lunch on this machine.
6. You can speak to people with this machine.



B. Write sentences. Use the words in the box.

him ~~her~~ it them

1. Give the drink to Dalia.

Give it to her.

2. Wash the clothes for Mr Gamar.

3. Put the milk in the fridge for mum.

4. Cook the potatoes for dad.


5. Cut the apples for Dalia.

6. Speak to your friends on the phone.

7. Give the book to Eddie and Cathy.

8. Dry the clothes outside for Badr.

C. Read, say and spell.



dry



fly



sky



why

A. Change the sentences and questions. Use was or were.

1. This man is the king of an island.

This man was the king of an island.

2. Is Daedalus an inventor?

3. Who is with Daedalus?

4. They are on an island.

5. Icarus is in the tower with Daedalus.

6. The king isn't a good king.

7. What is the king's name?

8. Who are in the tower?

B. Read and write answers.

1. Was yesterday a good day?


2. Where were you?

3. Who were you with?


4. Was the weather hot or cold?

5. Was the weather wet or dry?


C. Draw a picture of what you did yesterday.



D. Read, say and spell.



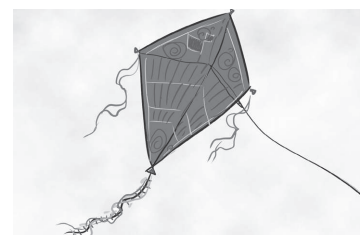
king



kettle




kick



kite

A. Look and write questions. Then write answers with Yes, I can or No, I can't.




read stories / English

Can you read stories in English?


Yes, I can.




invent / new things



make wings / wax and feathers



escape / from / tower



fly / in / sky



swim / in / sea

B. Read, say and spell.




fly

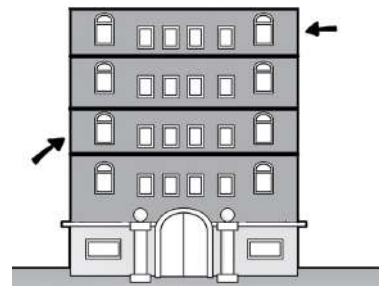


flag

fl








floor



flat

A. Listen, write the letters and say.



B. Write questions about the pictures in Activity A. Use Would you.

1. have / some cake

Would you like to have some cake?

2. sit / on / chair

3. go on / bus / first

4. save / some money / this car


5. buy / two kilograms / bananas

6. get / taxi / home


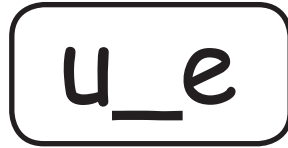
C. Read, say and spell.



huge



June



museum



computer

A. Write sentences. Use don't and doesn't.

1. Many women in Sudan use solar cookers.

Many women in Sudan don't use solar cookers.

2. Solar cookers change heat into light.


3. The black surface in the cooker shines light on to a mirror.

4. The mirror on the cooker gets very cold.

5. People need a lot of money to buy solar cookers.

6. Solar cookers make lots of smoke.

B. Draw a picture of a solar cooker. Write four sentences.




1. *Many women in Sudan use solar cookers.*

2. _____

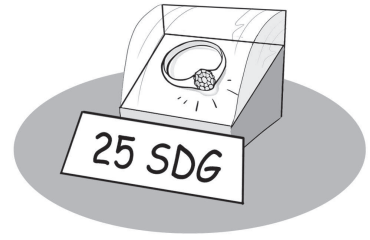
3. _____

4. _____

C. Read, say and spell.



heat




cheap

ea



clean



teacher

A. Complete the words.

1. h e a t

2. c h p

3. n s y

4. s m k

5. m r r r

6. s l r

7. s r f c

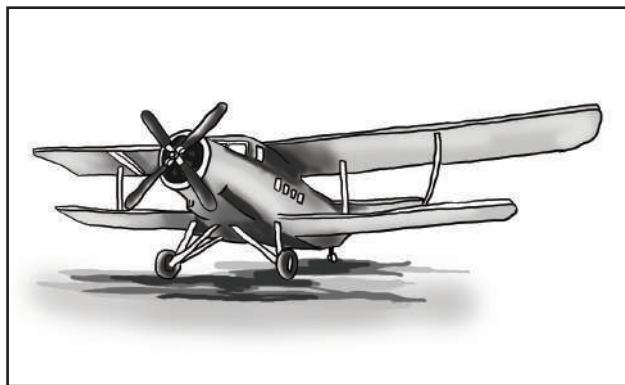
8. n g n

9. c m p t r

B. Write sentences about planes in 1935.

Planes in 1935

1. planes / slow
2. body / small
3. wings / short
4. engine / noisy
5. seats / hard



1. *Planes in 1935 were slow.*

2. *The body was*

3.

4.

5.

C. Write sentences about planes today.

Planes Today

- 1. planes / fast
- 2. body / large
- 3. wings / long
- 4. engines / quiet
- 5. seats / comfortable



1. *Planes today are fast.*

2. _____

3. _____

4. _____

5. _____

D. Read, say and spell.



doctor



inventor

or



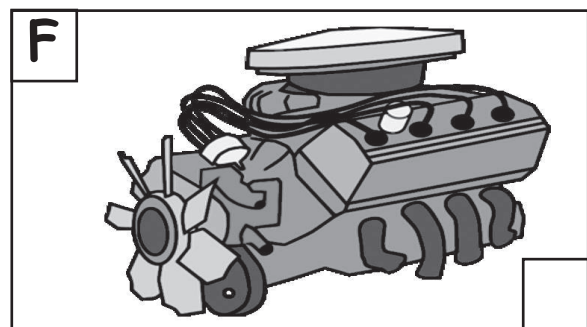

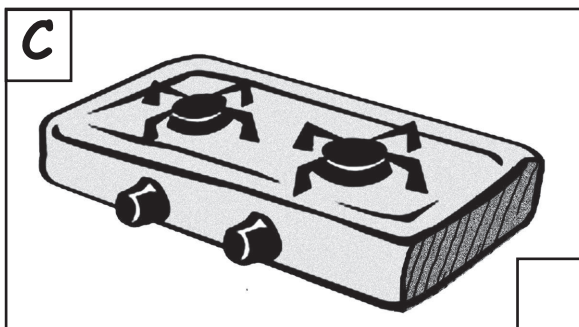


mirror



scissors

A. Read, match and number.

1. melt 2. an engine 3. smoke 4. a king 5. a knife 6. a cooker



B. Write the words in the correct order.

1. you / water / How / cool? / keep / do

2. was / of an / island. / the king / He

3. fly / near to / very / Don't / the sun!


4. flour / Would / to make / in a new way? / you like

5. cookers / light / into heat. / Solar/ change


C. Read, say and spell.




pupil



music



Tuesday




computer

A. Complete the sentences. Use the words in the box.

or but and


- 1. Fatma has got a red bag and she has got a white bag.
- 2. Let's drive to the beach _____ then swim in the sea.
- 3. Would you like water _____ would you like some juice?
- 4. I can ride a bike _____ I can't ride a horse.
- 5. I don't like walking _____ riding a bike very much.
- 6. I'd like to play football _____ then go for a walk.

B. Write questions about the pictures. Use Would you.



fly / kite?

Would you like to fly a kite?



sit / watch TV?



have / tea / water?



go / walk / park / beach?

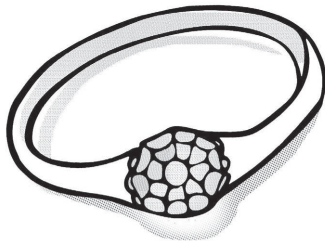
C. Read, say and spell.




skip



drink






ring



picnic

A. Listen, write the letters and say.



B. Draw a picture of your holiday. Then answers the questions.



1. Where are you?

2. Who is with you?

3. What is the weather like?

4. What are you doing?

5. Are you having fun?

C. Read, say and spell.



fishing



swimming

ing



riding



singing

A. Look, read and write answers.



- Who wants to go fishing? *Badr*
- Does Dalia want to watch TV?
- What does she want to do?
- Who wants to go for a walk?

B. Write the missing questions and answers.

- Let's go for a picnic. *How about going for a picnic?*
- Let's go horse riding.
- _____ How about painting some pictures?
- Let's do karate.
- _____ How about going climbing?
- _____ How about playing basketball?
- Let's learn English.

C. Read, say and spell.



rain


ai



paint



afraid




email

A. Look and write sentences. Use the words in the box.

collect stamps play computer games ~~fish~~ read paint cook



This is Eddie. His favourite hobby is fishing.



B. Read, say and spell.



stop



stamp

st



strong



forest

A. Number the sentences from the story in the correct order.

- The goats start to eat the maize.
- Samy sells the cows and buys goats.
- Hiba doesn't like the ducks.
- Samy sells the goats and buys ducks.
- 1** Samy keeps cows and chickens.
- Samy wants to rest.

B. Look and write sentences. Use the words in the box.

drink ~~ride~~ ~~bike~~ chair goats
 sell watch sit tea TV



Don't ride the bike.

Drink







B. Read, say and spell.



bus



duck





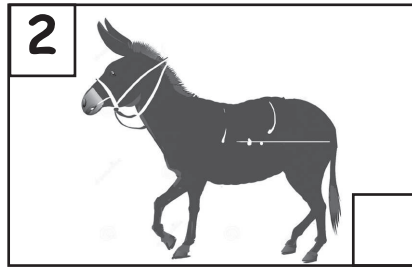



umbrella



rubbish

A. Listen, write the letters and say.



B. Write questions and answers. Use doesn't and don't.

1. *Does Samy want to rest on a chair?*

No, Samy doesn't want to rest on a chair.

2. Samy gives the plants to the chickens.

3. Samy and Hiba sell a lot of eggs in the market.

4. Samy's seeds grow into long and healthy plants.

C. Read, say and spell.



swimming



washing

ing



singing



fishing

A. Write sentences. Use the words in the boxes.

1. Children / towns / rest / free time often

Children in towns often rest in their free time.

2. Children / town / play / computer games sometimes

3. Children / villages / play outside usually


4. Eddie / go for a walk / Cathy often

5. Fatma / go / school / by train never


B. Write five sentences about your free time. Use the words in the box.

- 1. _____
- 2. _____
- 3. _____
- 4. _____
- 5. _____

C. Draw a picture of a hobby that you like.



D. Read, say and spell.



sheep



teeth








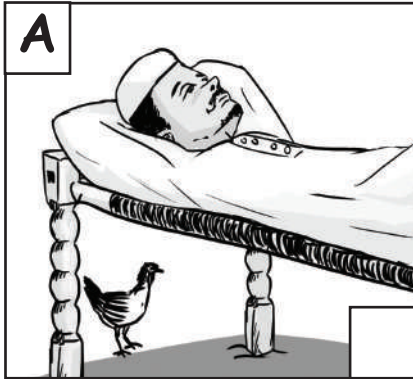
free time



greet

A. Read, match and number.

1. a duck 2. a picnic 3. painting 4. rest 5. fishing 6. a chicken



B. Write the words in the correct order.

1. a walk? / you / like to / go for / Would

2. table / about / tennis? / How / playing

3. favourite / reading / stories. / is / hobby / My

4. does / What / Samy / at the market? / buy

5. in your / time? / What do / free / you do

C. Read, say and spell.




climbing



cleaning

cl



classroom



clinic

A. Write sentences with and and too.

1. Fahad enjoys basketball. He likes table tennis.

*Fahad enjoys basketball and he likes
table tennis, too.*

2. Huda enjoys oranges. She likes apples.

3. Cathy likes the colour red. She likes the colour blue.

4. Ahmed and Eddie enjoy football. They like basketball.

5. I enjoy Maths. I like Arabic.

6. Fatma enjoys walking. She likes having picnics.

B. Write four sentences about Dalia's timetable.

Day/Time	08:00	08:45	09:30	10:15
Monday	Maths	Islamic Studies	English	Arabic
Tuesday	Islamic Studies	English	Arabic	Maths

1. *Dalia studies Islamic Studies at a quarter to nine on Monday.*

2. _____

3. _____

4. _____

C. Read, say and spell.




zoo



food



school




cool

A. Listen, write the letters and say.



B. Look and write four sentences. Use the words in the box.

there is next to in front of



1. *There is a car in front of the clinic.*
2. _____
3. _____
4. _____

Unit 12

Lesson 2

C. Read, say and spell.



happy

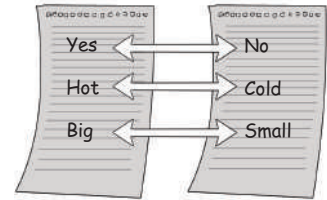


apple

pp



hippo



opposite

A. Write questions and circle the answers.

1. shop	2. ride a bike	3. grow plants	4. use a computer
1. _____ ----- _____			Yes, I can. No, I can't.
2. _____ ----- _____			Yes, I can. No, I can't.
3. _____ ----- _____			Yes, I can. No, I can't.
4. _____ ----- _____			Yes, I can. No, I can't.
5. _____ ----- _____			Yes, I can. No, I can't.

B. Write four sentences about things you could do.

1. *When I was two years old, I could smile.*

2. _____

3. _____

4. _____

C. Write four sentences about things you couldn't do.

1. *When I was two years old, I couldn't speak English.*

2.

3.

4.


D. Read, say and spell.



ride



drive





smile



ice cream

A. Write the country names under the flags.

Algeria Canada China
Cuba Kenya Sudan



B. Write sentences about the flags in Activity A.

1. *The first flag is the flag of China.*

2. *The second*

3. _____

4. _____

5. _____

6. _____

Unit 12

Lesson 4

C. Read, say and spell.



race



dates

a_e



page



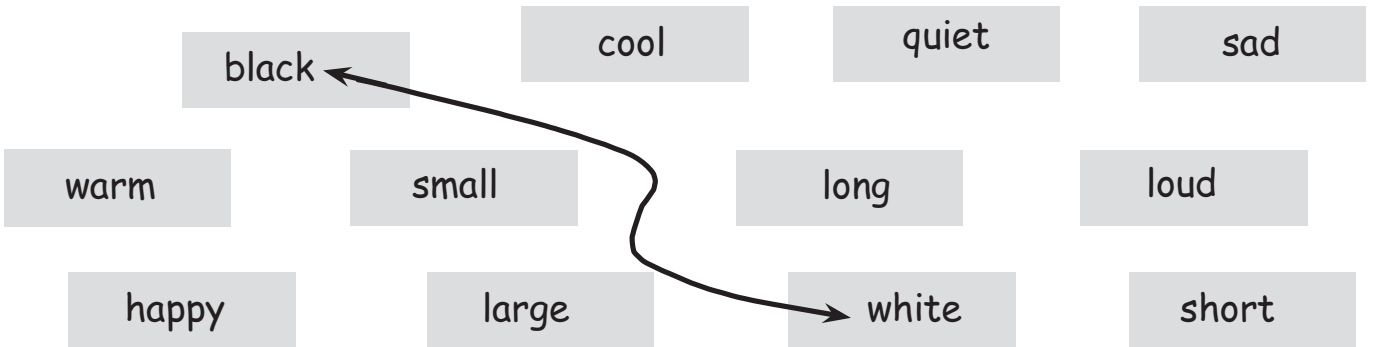
shade

A. Read, match and draw lines.


black cool quiet sad

warm small long loud

happy large white short



B. Write three sentences about each picture.

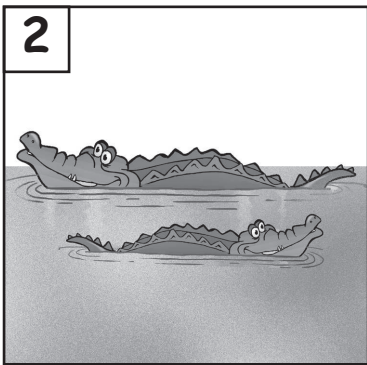


elephant / mammal / strong


These are elephants.

Elephants are mammals.

They're very strong.



crocodile / reptile / long



bees / insects / small

C. Read, say and spell.



loud



pound

ou




outside



mountain

A. Listen, match and write the letters.



B. Write sentences and questions.

1. the wind / make / a loud noise

The wind is making a loud noise.

Is the wind making a loud noise?

2. the sun / shine / on / desert

3. the animals / sleep / in a big cave

4. the snow / melt / and change / into water


Unit 12

Lesson 6

C. Read, say and spell.



wet



net



melt



kettle

A. Write the words in the correct order. Then write sentences with Don't.

1. a / hit / horse

Hit a horse.

Don't hit a horse.

2. at / horse / shout / a

3. to / water / animals / give

4. time / animals / to rest / give

5. food / a horse / to give / forget / to

B. Write sentences about the words in the boxes. Use should and shouldn't.

1. Animals

You should be kind to animals.


You shouldn't hurt animals.

2. In class

3. At home

4. In the street

C. Read, say and spell.



sheep



shout

sh




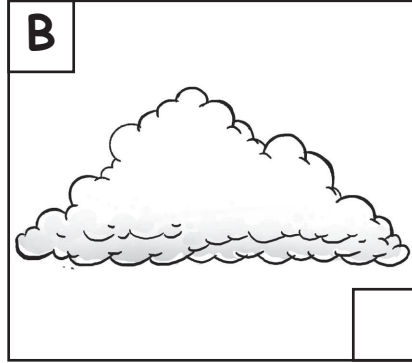
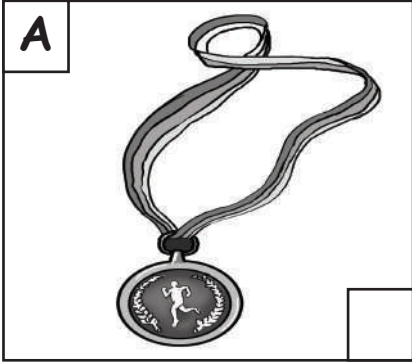
brush



wash

A. Read, match and number.

1. brush 2. a cloud 3. heavy 4. a medal 5. a race 6. shop



B. Write the words in the correct order.

1. and / onions / likes / carrots, too. / Ahmed


2. and / the library. / The clinic / the hospital / is between

3. ride / he was 6, / a horse. / When / he could

4. on the / is shining / river. / sun / The


5. play / in the street. / shouldn't / football / Children

C. Read, say and spell.



cheetah

ch



chicken



watch



chocolate



SUDAN
MODERN
INTEGRATED
LEARNING OF
ENGLISH

2
TWO